

WASTE DISPOSAL GUIDE

RECYCLING IN Dumpster



- Empty of all food and liquids
- Rinse clean
- Do not bag items
- Place recyclables loose in cart

Clean paper

Newspaper, inserts
Mail, envelopes
Cereal and dry food boxes
Remove liners
Paperback books
Magazines, catalogs, phone books
Non-foil wrapping paper
Frozen food boxes
Paper cups
Juice boxes, milk, soy milk and broth containers
Ice cream cartons



Plastic bottles, jugs, tubs and cups

Milk, juice and soda bottles
Yogurt, dairy and margarine tubs
No lids
Shampoo and conditioner bottles
Window, bathroom and kitchen cleaner bottles
Detergent and fabric softener bottles
Pill bottles
No prescription vials
Plastic plant pots and 5-gallon buckets
No soil



Scrap metal


Small non-working metal appliances, pots, tools
Limit 2 ft. x 2 ft. x 2 ft., 35 lbs.
No sharp or greasy metal



www.wmnorthwest.com/snoco
1-800-592-9995

Aluminum and tin cans

Beverage cans
Metal food cans
Labels OK
Lids in can, crimp shut
Empty aerosol cans




Aerosol cans that are not empty should be taken to a hazardous waste drop-off site. Visit snohomishcountywa.gov and search "hazardous waste."



IN
THE
DUMPSTER

Cardboard

Flatten all boxes
Do not tie up



Glass jars and bottles

Empty of all food or liquid
Labels OK



MYTHBUSTERS

MYTH: All plastics can be recycled.

FACT: Not all plastics can be successfully recycled. At this time only some plastics can be made into new things. **Recycle plastics by shape - bottles, jugs, dairy tubs and cups.**



From: <http://wmnorthwest.com/snohomishcounty/guidelines/gif/guidelines.pdf>

READ CAREFULLY

GARBAGE BAG ALL GARBAGE

2nd, 3rd, and 4th floor tenants
Place "SMALL" in the schute.
1st floor tenants use "GRAY TUB"



Non-recyclable plastic

Foam take-out containers
Foam packing peanuts
Caps and small lids
Empty motor oil and antifreeze containers
Plastic plates and utensils
Empty prescription vials
Disposable diapers
Hangers Straws
Shiny snack wrappers, condiment packets
Bows and ribbons
Ziptop bags



Non-recyclable glass

Mirrors, window glass
Ceramics, dishes
Incandescent and halogen light bulbs only



Other Non-recyclables

Clothes hangers
Vacuum bags and dust
Broken office supplies
Clothing, cleaning wipes
Toys
Blister packaging
Caps, lids
Less than 3 inches in diameter
Sharp or greasy metal



Non-recyclable paper

Disposable wipes
Hardcover books
TIP: Remove pages from the cover and recycle the paper
Foil wrapping paper
Dirty paper and plate:
Facial tissue
Shredded paper
Empty oil containers (Small)
Empty latex paint* cans
Remove lids; dried, hardened paint okay



*Latex paint is no longer considered hazardous waste. It can be placed in your garbage if it is solidified first. Mix in cat litter, shredded paper, sawdust or paint hardener. Once paint no longer flows, leave the lid off the can, bag it


Donate hardcover books to a local charity or school.




Small non-working plastic appliances
Microwaves, coffee makers, etc.



Fluorescent light bulbs and tubes need special disposal - see Hazardous Waste page
Garden hoses



In this Community, responsibility to truck it away is YOURS!



BAG IT!
Put in Schute or Gray Barrel.

SOAK GREASE IN PAPER TOWEL



DO NOT POUR GREASE DOWN DRAIN!

Pour Liquids, Juices, Down Drain.



www.wmnorthwest.com/snoco 1-800-592-9995 From: <http://www.wmnorthwest.com/snohomishcounty/guidelines/gif/guidelines.pdf>

FURNITURE, LIKE CHAIRS, TABLES, BED MATTRESSES

Are NOT Garbage OR Recyclable!

In this Community, it is your responsibility to truck it away.